




RELAX MEDICAL SYSTEMS INC., DBA RMS, CO

2017 PRICE LIST
FOB SIGNAL HILL,
CA 90755
EXERCISERS,

MECHANOTHERAPY EQUIPMENT AND AQUATIC EXERCISERS.



RMS, Co
3260 E. Willow Street
Signal Hill, CA 90755
Phone: (800)405-7677
Fax: (562)427-5285
E-mail: mail@relaxmedsys.com
WEB: EN www.relaxmedsys.com
RU www.rmsma.com




TABLE OF CONTENTS

#	CHAPTER	PAGE
1	TABLE OF CONTENTS	1
2	TERMS AND CONDITIONS	2
3	LIMITED WARRANTY	2
4	PEDAL EXERCISERS	3
5	PROFESSIONAL EXERCISE TABLES	4
6	UPPER EXTREMITIES EXERCISERS	5-10
7	LOWER EXTREMITIES EXERCISER	10-11
8	PULLEYS	12-14
9	ACCESSORIES AND DISK WEIGHTS FOR ANY PULLEY SYSTEM	14-16
	PARALLEL BARS	17-22
10	FLOOR MOUNTED 5334 MODEL "AH" ADJUSTABLE HEIGHT.	17
11	SINGLE BAR (USED ALONE OR AS A MIDDLE BAR FOR 5334 MODEL "AH") THE ADDITION OF THIS SPACE SAVER BAR DOUBLES YOUR USEABLE WALKING AREA AND REQUIRES ONLY A LITTLE MORE FLOOR SPACE. DESIGNED TO FIT BETWEEN ANY LENGTH PARALLEL BAR IN THE MODEL 510 SERIES ABOVE. HEIGHT ADJUSTMENT 26" TO 44"; HANDRAIL SIZE 1-1/2".	24-25
12	5334 MODEL "BH" PLATFORM MOUNTED PARALLEL BARS ADJUSTABLE HEIGHT ONLY	18
13	5334 MODEL "BHW" PLATFORM MOUNTED PARALLEL BARS ADJUSTABLE HEIGHT & WIDTH	18
14	5334 MODEL "C" CROSS TIE MOUNTED PARALLEL BARS. NEVER BEFORE HAS ONE SET OF FREE-STANDING PARALLEL BARS OFFERED SO MANY DESIRABLE FEATURES. BY ALTERING HEIGHT AND WIDTH, ADDING OR REMOVING FOOT BOARDS, AND MOVING TO ANY LOCATION, THESE BARS CAN BE VIRTUALLY CUSTOM TAILORED TO FIT THE PARTICULAR NEEDS OF ANY DEPARTMENT. FEATURES INCLUDE; UNINTERRUPTED 1-1/2" HANDRAILS; INDEPENDENT QUICK LOCKING HEIGHT AND WIDTH ADJUSTMENT; SMOOTH, RIGID TUBULAR STEEL CONSTRUCTION, CHROME PLATED FOR DURABILITY; SAFETY TREAD APPROACH RAMP 12" X 20"; LIGHTWEIGHT ABDUCTION, ADDUCTION, AND DIVIDER BOARDS, EASILY REMOVABLE; HEIGHT ADJUSTS FROM 24" TO 44"; WIDTH ADJUSTS FROM 17" TO 26"; OVERALL WIDTH 52".	18
15	"D" SERIES CHILD HANDRAIL ATTACHMENT, PER PAIR SPECIFY WHETHER FIXED WIDTH (94F) OR ADJUSTABLE WIDTH (94A)	19
16	5334 MODEL "EHC" SINGLE PERSON ADJUSTABLE HEIGHT, COUNTERBALANCED, FLOOR MOUNTED PARALLEL BARS	19
17	5334 MODEL "FHC" SINGLE PERSON ADJUSTABLE HEIGHT & WIDTH, COUNTERBALANCED, FLOOR MOUNTED PARALLEL BARS	19
18	PARALLEL BARS 5334 MODEL "GHC" SINGLE PERSON ADJUSTABLE HEIGHT, COUNTERBALANCED, PLATFORM MOUNTED	20
19	PARALLEL BARS 5334 MODEL "IHC" SINGLE PERSON ADJUSTABLE HEIGHT & WIDTH, COUNTERBALANCED, PLATFORM MOUNTED	20
20	CHILD ATTACHMENT FOR MODELS WITH ADJUSTABLE WIDTH BARS	20
21	5334 MODEL "I" HEMIPLEGIC PARALLEL BARS, HEIGHT ADJUSTABLE, FLOOR MOUNTED THESE BARS ENABLE STROKE PATIENTS AND OTHERS WHO HAVE STRENGTH AND MOBILITY ON ONLY ON SIDE OF THE BODY TO WALK ALONE OR WITH ASSISTANCE AS LONG AND AS FAR AS NEEDED. FEATURES INCLUDE; UNINTERRUPTED HANDRAILS; FLOOR MOUNTED; HEIGHT ADJUSTS FROM 26" TO 44"; OVERALL WIDTH 19".	21
22	FOLDING PARALLEL BARS 5334FOLD, WALL MOUNTED	22
23	5334 MULTI EXERCISE BALANCE PLATFORM	23
24	AQUATIC THERAPY EQUIPMENT	23-24

TERMS AND CONDITIONS

Prices: Prices of the Company's Products are subject to change without notice. Quotations are conditioned upon acceptance within 30 days unless otherwise stated and are subject to correction for typographic or clerical errors. Sales order confirmation will be considered accepted by Buyer if objection is not submitted in writing to RMS Customer Service within (1) one week of receipt. The sales order confirmation is the governing document. All prices exclude sales, use, occupation, license, excise and other taxes in respect to manufacture or delivery. Unless a proper exemption certificate is furnished to the Company, all such taxes shall be paid by the Buyer to Company at the time of payment.

Term and Conditions of Payment: Terms of payment are NET 10 from date of Invoice. Past due accounts will be subject to a 2% per month service charge from the date of the Invoice. If any proceedings be instructed by or against Buyer under any bankruptcy or insolvency law, or if Buyer shall fail to make timely payment on this or any other order, or if, in the Company's judgment, Buyers financial situation justifies such action, the Company may, at its election, require payment in advance or cancel the order as to any unshipped item and require payment according to percentage of completion. Equipment held for Buyer shall be at Buyer's risk and expense. In all cases, regardless of partial payment, title to the Products shall remain in the Company until payment for the Products (including any notes given

therefore) has been made in full. Should legal action be necessary to enforce payment of an unpaid invoice, the Buyer will assume full responsibility for any court costs and reasonable attorney fees. All orders are subject to credit check and approval prior to shipment. Minimum invoice amount \$50 net. Orders not meeting the \$50 minimum will be assessed a \$10 service charge.

Return Goods Authorization: No materials shall be returned without a Return Goods Authorization (RGA) from RMS Customer Service.

failure to receive shipment or shortage will be honored unless RMS is notified immediately upon

Delivery: Shipments are F.O.B. Factory, Signal Hill, CA or other designated shipping point determined by RMS. Any shipment or delivery dates quoted by the Company are estimated. The Company shall be obliged to use reasonable efforts to meet such dates.

The Company will in no event be liable for any delays in delivery or failure to give notice of delay, or for any other failure to perform hereunder due to causes beyond the reasonable control of the Company.

Such causes shall include, but not be limited to acts of God, the elements, acts or omissions of manufacturers or suppliers of the Product or parts thereof, acts of omissions of Buyer or civil and military authorities, fires,

labor disputes or any other inability to obtain the Product, parts thereof, or necessary power, labor, materials or supplies. The Company will be entitled to refuse to make, or to delay any shipments of the Products if Buyer shall fail to pay when due any payment owed by it to the Company, whether under this or any other contract between the Company and the Buyer.

Claims and Shortages: F.O.B. factory shipments are the full responsibility of the Buyer. Losses or damages must be reported to the carrier immediately. RMS will file freight claims on FFA orders if the Buyer complies with the following within (5) days of receipt of shipment: inspect shipment immediately, have delivering carrier inspect shipment, file inspection report with carrier, and send a copy to RMS. No claim for failure to receive shipment or shortage will be honored unless RMS is notified immediately upon receipt of Invoice or within five working days of receipt of shipment, whichever is sooner.

Specifications: Approved submittals must be provided to RMS in writing before an order will be considered accepted. All products are subject to change without notice. Unless stated in the purchase order, material will be furnished per the design in effect at the time the order is filled. Field dimensions must be submitted in writing and are the full responsibility of the Buyer. Charges in specifications or cancellations must be submitted in writing to RMS for review, the Buyer will be subject to charges incurred due to the extent of the change or cancellation. Non-stock and custom fabrications are not subject to cancellation.

All illustrations and specifications contained in this Manual are based on the latest product information available at the time of publishing. RMS reserves the right to make changes at any time, without notice, in colors, materials, equipment, specifications and models. RMS may, subject to legal requirements, determine the Model Year designation of its products. The Model Year designation on any particular model may be longer or shorter than 12 months. Some models may be shown with optional equipment.

While RMS makes all reasonable efforts to provide accurate information in this Manual, there is no guarantee or warranty of accuracy.

Furthermore, we do not assume any liability for the accuracy or completeness of information presented. Information contained in this Manual shall not be used or relied upon as a substitute for information that is available from RMS offices or authorized distributors.

NOTE 1: All products are subject to change without notice.

NOTE 2: RMS is not responsible for errors and omissions.






LIMITED WARRANTY





RMS warrants that its products are free from defects in material or workmanship under normal use and service for a period of one year from date of shipment. RMS' liability under this warranty shall be discharged solely by replacement or repair of defective material, provided RMS is notified in writing within one year from date of shipment F.O.B. Paramount, California. This warranty does not cover installation or labor charges and does not apply to materials which have been damaged by other causes such as mishandling or improper care or abnormal use. Under no circumstances shall RMS be liable for any indirect, incidental, special, consequential or exemplary damages, or monetary damages of any kind, resulting from or arising out of the use of or the inability to use any RMS product.










Upgrades or missing parts are subject to charges and will be quoted upon request. All other remedies of any kind are waived by Customer and specifically excluded from this warranty. Labor, travel and related costs and expenses for service calls in the field or at Customer's site are also excluded and not covered by this warranty. This warranty does not apply to any products that are modified in any way without the prior written consent of RMS or to products without serial number.







The repair or replacement of the defective materials shall constitute the sole remedy of the Buyer and the sole remedy of RMS under this warranty. RMS shall not be liable under any circumstances for incidental, consequential or direct charges caused by defects in the materials, or any delay in the repair or replacement thereof. This warranty is in lieu of all other warranties expressed or implied. Product maintenance instructions are issued with each fixture, and disregard or non-compliance with these instructions will constitute an abnormal use or abused condition and void the warranty. Plastic, chrome plated and other finished parts must be protected on jobsites during construction and must be properly maintained after the water has been introduced into the fixture, or RMS limited warranty is void. If you have any questions or require technical assistance, please, contact us at: mail@relaxmedsyst.com






Revised January 2005






#	R/N	DESCRIPTION	IMAGE
1	5334 Mod. "A"	Five-function display indicates exercise time, revolution count, revolutions per minute and calories burned. Scan features alternately display all measurements automatically. Four anti-slip rubber pads prevent sliding and protect surfaces. Resistance is easily adjusted with tension screw. Button cell battery included. Completely assembled,	
2	5334 Mod. "B"	Pedal Exerciser Portable upper and lower body device has wide leg spread and rubber feet for in-use stability. Chrome plated steel, plastic interior components.	
3	5334 Mod. "C"	Resistive Pedal Exerciser Lightweight (16 lbs.) exerciser is self-powered and portable. Provides a great upper or lower body workout in the home, in the office, or in the clinic. LED display shows speed, distance, total mileage, total time, and calories burned. Resistance adjusts with the quick dial.	
4	5334 Mod. "D"	Home Model This cycle exerciser is a favorite for home-based exercise because it's so easy to use. Clamps easily to chair legs or client's wheelchair for quick, versatile setup. Resistance can be varied from 0 to 13 lbs. A simple turn of a knob adjusts the length for individual needs.	
5	5334 Mod "E"	Clinic Model Provides the aerobic benefit of cycle exercise for those who can't sit on bicycles. Knob handle lets you vary the resistance from 0-29 lbs. A second knob lets you move the unit forward or backward to accommodate different leg lengths. Its rugged construction and versatile design allow for attachments 2142-L and 2142-X at right.	







1	2403 Mod. "A"	<p>Professional Exercise Table These exercise tables are specifically designed to strengthen and develop specific leg muscle groups through progressive resistance exercises. Some of their outstanding features are: Ease in changing resistance patterns by varying angles between two lever arms. Rotating, sliding and adjustable padded leg rests. Clearly visible range of motion indicator. Available in all Bailey colors; custom upholstery available upon request. Disc weights not included.</p> <p>Permitting: - hip extension exercises, - hamstring curls, - quadricep strengthening exercises, - upper extremity exercises.</p> <p>The tapered backrest is operated by gas spring and adjusts from 0° to 90°. Adjustable headrest (removable) Contoured handholds with non-slip grips Thigh support strap (removable) Two permanently mounted chrome plated torque units with sealed ball bearings Each torque unit has one adjustable 6" weight-holder and one 8" screw-in weight-holder 30" wide x 22" deep x 30" high Back height 27-1/2" to top of headrest Top upholstered in Black vinyl 37.5 pounds per torque unit capacity 221 lbs. TRUCK</p>	
2	2403 Mod. "B"	<p>Exercise Table Commonly used for hip extension exercises, hamstring curls, quadricep strengthening exercises, as well as upper extremity exercises. Thigh support strap (removable) Two permanently mounted chrome plated torque units with sealed ball bearings Each torque unit has one adjustable 6" weight-holder and one 8" screw-in weight-holder 30" wide x 32" deep x 30" high Top upholstered in vinyl 37.5 pounds per torque unit capacity. 125 lbs. TRUCK</p>	
3	Mod. "B"	<p>Accessory Thigh Strap for Model "B" lbs. UPS</p>	
4	2403 Mod. "C"	<p>Economy Exercise Table One torque unit (interchangeable) One adjustable 6" weight holder 30" wide x 31" deep x 30" high Top upholstered in Camel vinyl 70 lbs. TRUCK</p>	
5	Mod. "CT"	<p>Additional torque unit for Model "C" Unit fits either right of left side 13 lbs. UPS</p>	






1	5266 "C"	<p>Arm/Leg Combo Skate</p> <p>Removable, molded hand positioner allows for ergonomically correct positioning of the wrist and hand. Added skate length and removal of the hand positioner make it ideal for use with the lower extremity as well. Measures 19" x 8". Latex free.</p>	 
2	5266 "A"	<p>Economy Arm Skate</p> <p>Contoured arm skate on quiet ball-bearing casters measures 6" x 12". Includes an easy-to-fasten Velcro® strap and are lined with synthetic sheepskin for comfort. Latex free.</p>	
3	5266 "B"	<p>Forearm-Based Skateboard</p> <p>Features a stable base of support to eliminate tipping. The repositionable hand piece attaches securely with hook and loop strips and features a neutral position hand design to comfortably support the right or left hand. The straps maintain secure hand and forearm position.</p>	
3a	5266 "BR" Ball Hand Piece Accessory Right	<p>Ball Hand Piece Accessory</p> <p>Abducts the fingers and thumb and maintains the palmar arch in a reflex-inhibiting position. Can be used with the Forearm Skateboard</p>	
3b	5266 "BL" Ball Hand Piece Accessory Left	<p>Ball Hand Piece Accessory</p> <p>Abducts the fingers and thumb and maintains the palmar arch in a reflex-inhibiting position. Can be used with the Forearm Skateboard</p>	
4	5267	<p>Complete Figure-8 Board System</p> <p>Figure-8 Board System</p> <p>Consists of a 43-1/2" x 25" figure-8 shoulder exercise board, a hand skate and a resistance system. A steel reinforcing rim makes the board rigid without being too heavy. Four eye bolts are attached to the skate to hook the weight system on. The board system fastens to provide resistance. Latex free.</p> <p>Shipping dims: L 51"x W 25"X D 7"</p> <p>Shipping weight: 25lbs.</p>	
4a	5267 "A"	Skate Only	
4b	5267 "B"	Board Only	
5	5026 Mod."A."	<p>Multi-Use Exerciser</p> <p>Ideal for post-mastectomy, clinic and home exercise the-door wedge hanger attaches to doors that are 1-1/8" Includes two 6" dowels; nylon rope with 68" travel-on 1/2" hand grips; 20-step fluted finger ladder; a "wind-up" (36" nylon rope with 23-3/4" vertical height adjustment); and a peg for rope storage. A rubber ball at the end of rope allows the user to squeeze, grasp and prevent slippage. Height adjusts easily. Weighs 19 lbs. 42"H x 11-1/2"W x 14"D. Latex free.</p>	 

5a	5026 Mod. "B"	<p>Shoulder Abduction Ladder Can be used separately or in combination with other units Ideal for progressive ROM. This 56" hardwood unit has 36 steps with 1 1/4" interval, each 2W x 54" L1 3/8" Thick Natural finish. Latex free. Measures 36"W x 96"H. Ship weight 4 lbs. UPS</p>	
6	5262 Mod."A"	<p>Progressive Resistive Elbow-Shoulder Skate Three handle types—flat disk, rod and half disk rounded—accommodate all grasps. Angle adjusts from flat to 45°. Uses reciprocal motion and diagonal movement patterns. Latex free.</p>	
7	5262 Mod."B"	<p>Incline Board Can be positioned at varying angles, used unilaterally or bilaterally. Weights may be added to box. Board is 27" x 10" x 2-3/8". Weight box 8-3/8" x 8-3/8" x 3-1/8". Latex free.</p>	
8	5262 Mod."C"	<p>Incline Board Molded-plastic board can be mounted permanently or temporarily. Can be positioned at different angles. 31"H x 8-1/2"W, with a 24" base. Use bilateral or single handle. Sliding piece is a 2-3/4" x 5-1/2" x 8-1/2" box to which weights can be added.</p>	
9	5262 Mod."D"	<p>Shoulder Exercise Ladder Moving dowel rod on the adjustable-angle stand permits work on different muscle groups. Adding cuff weights increases resistance. Lightweight and portable. 18-3/4" x 23-1/4", with 36" bar. Latex free</p>	
10	5023	<p>Upper Extremity Exerciser, Clinic Model Use for exercise in the treatment of CVAs, stiff shoulders and neurological difficulties. Increases shoulder, elbow and upper arm ROM, endurance and strength. Double pivot system is adjustable, allowing a greater arc of exercise circumference. 12" arm skate has ball-bearing pivot hardware, Velcro® fastening and a removable molded hand cone. Features include a double revolving design on 18" diameter wood base. Latex free.</p>	
11	5023A	<p>Upper Extremity Exerciser / Finger Exercises Arch design conforms to the anatomical resting position of the fingers. The new fingertip design allows for correct placement each and every time, and prevents movement to an incorrect position. New palm bar design includes an additional notch at the center of the bar for correct positioning and prevents the thumb from moving during exercise. ie 2 Point Pinch (Tip to Tip), 3 Point Pinch (Tripod Pinch) and Finger Tip Flexion. Included double thumb accessory provides a more effective exercise for Thumb Tip Flexion (Key Pinch/Bent Thumb & Key Pinch/Straight Thumb). Includes exercise pamphlet.</p>	

11a		Yellow 1.5 lbs.	
11b		Red 3 lbs.	
11c		Green 5 lbs.	
11d		Blue 7 lbs.	
11e		Black 9 lbs.	
11f		Replacement Finger Pad Set	
11g		Set of 5 (includes display)	
12		Upper Extremity Exerciser / Finger Extension Exercises This design is a breakthrough, essential tool for therapists treating patients recovering from: tennis elbow, tendonitis in the wrist, overcoming the effects of a stroke, hand trauma rehabilitation and much more! The one-sided activity that is reflective of the work performed by the hands in everyday life can now be counterbalanced by the exerciser with continuous tension applied to opening the hands, using an optimal line of motion replicating the exact opposite movement to closing the hands. Two comfort pads are included with purchase of exerciser. For small hands, a third pad is recommended.	
12a		Cushion Pad	
13	2286 Mod."A"	Handle adjusts to a 39" arch. Latex free. Ball bearings and brake shoe linings make the resistance mechanism more sensitive to motion. Shoulder wheel is mounted on hardwood frame. Arc of motion ranges from 10" to 39" by moving the handle. Adjustable in height as much as 26". All metal parts are chrome plated. Diameter 37 1/2". Wall-mount.	


14	2286 Mod."B"	<p>Axial Resistance Shoulder Wheel</p> <p>The most versatile wheel manufactured today. 6" to 39" range of motion. Smooth resistance, calibrated to monitor progress. Choice of grips, exactly right for each exercise. Height adjustment for standing or seated patients. Interchangeable attachments with holder / bracket. Chrome plated. Wall mounted.</p>	
14a	2286"AC"	<p>Accessory Pulley for Axial Resistance Shoulder Wheel Model 2286 Mod."B"</p> <p>Pulley quickly attaches to the inner barrel of Model 2286 Mod."B" torque unit allowing for additional exercises. 24" long rope. 2 foam covered handles.</p>	
15	2286 Mod."C"	<p>Features a solid door-mount unit that allows positioning over the glenohumeral joint and an adjustable cam strap with infinite adjustment so that movement is effectively directed toward the proper end range movement goal rather than to the top of a door. The arc-shaped rod insures that non-impingement, arc-shaped physiological movement is facilitated and patient goals are achieved. Comfortable sculpted grips make it user friendly.</p>	
16	2580	 <p>Folding Overhead Wall Pulley System Shown with accessories</p> <p>Adjustable height from 74.25" to 90.25" in 2" increments. Folds flat [only 6.5" projection] against wall for storage. Chrome plated steel construction throughout. Use with standing patients or seated on Cushioned foam hand grip Supplied with (2) ea. 1.25lb. & (3) ea. 2.5lb. disk weights. Weight capacity 10lbs./4.5Kg. Ships UPS [33lbs.], Assembly & wall installation required.</p>	








16a	2580 "A"	<p>Accessory Pulley for 2580"AC Folding Overhead Wall Pulley System</p> <p>Used on model shown above only. Increases range of exercises. Just slip on, mounts in seconds. Dual Cushioned foam hand grips Ships UPS [10lbs.], Fully assembled.</p>	
17	2567 "A"	<p>Exercise equipment set:</p> <p>1.Stall Bars, Single Row; 2.Abdominal Exercise Board</p>	
18	2567 "B"	<p>Stall Bars, Single Row</p> <p>Versatile piece of equipment ideal for sports medicine clinics, gyms, schools, and hospitals. Users can perform shoulder range of motion exercises from a sitting or standing position. Top rungs are designed for chin-ups or pull-ups. Measures 36"W x 96"H. Ship weight 37 lbs. UPS</p>	
19	2567 "C"	<p>Abdominal Exercise Board</p> <p>Can be used on floor or on stall bar. Can be used with optional Model 3015 Abdominal Board Ladder. Removable and adjustable knee flex cushion 10" high. Heavy duty chrome and padded foot support. Wheels at base for portability. Overall length 82", overall width 16". Black vinyl standard (Other colors available). Ship weight 37 lbs.</p>	
20	2567 "D"	<p>Ladder</p> <p>Heavy duty chrome plated steel construction Can be used with two abdominal exercise boards simultaneously. Provides four exercise heights. 22" wide x 23" long x 29" high Ship weight 37 lbs.</p>	
21	2295	<p>Exercise Table</p> <p>Hand, Wrist and Forearm Table</p> <p>A hand, wrist and forearm table with graded resistance designed for a full range of muscle training for metacarpophalangeal joints and knuckles, wrist circumduction and pronation and supination of arms. A bracket supports six pulleys above the table and weights beneath for finger flexion, abduction and adduction. Specifically designed to exercise the intrinsic hand, wrist and forearm muscles, with or without resistance. Height-adjustable axial resistance unit allows forearm pronation, supination and wrist circumduction. Chrome-plated metal parts. Comes with six 2-1/2 lb. weights. 24" wide x 36" long x 29" high. 6 each 2 1/2 lb. weights. Wood grain laminate, scratch resistant top. All metal parts electroplated. Natural finish. Latex free. Ship weight 83 lbs. TRUCK Optional graduated weight set for progression from lighter to heavier.</p>	
21a	2295 "A"	<p>Optional graduated weight set for progression from lighter to heavier.</p> <p>Unit includes a bolt-on table top bracket with spindles and six sets of weights. Each set consists of one 1/4 lb., 1/2 lb., 1 lb. and 1 1/2 lbs. Weight.</p>	








21b	2295 "B"	Replacement Cable Set for the Circumductor Table	
22	2295"C"	<p>Wrist Twist</p> <p>Enables clinicians to create a personalized program of the progressive finger and wrist strengthening. Wood construction supports a dowel rod for pronation and supination exercises; a vertical handle is also mounted for ulnar and radial deviation. Apply progressive resistance with four lead weights (included) attached to a nylon rope. The Wrist Twist is designed to be mounted with C-clamps on most surfaces. Portable, for multiple clinical sites. Latex free.</p>	
1	2003 "A."	<p>Ankle and Leg Exerciser</p> <p>Specially designed to permit a full range of motion when exercising lower extremities. Graded resistance for inversion, eversion, dorsiflexion and plantar-flexion is made possible with the addition of 1" diameter weights (not included). Sturdy aluminum construction with the cast-iron base.</p> <p>Measures 25"L x 21"H x 20"W.</p> <p>Unit Weight 33 lbs.</p> <p>UPS</p>	 
2	2003 "B."	<p>Ankle and Leg Exerciser with accessories</p> <p>Specially designed to permit a full range of motion when exercising lower extremities. Graded resistance for inversion, eversion, dorsiflexion and plantar-flexion is made possible with the addition of 1" diameter weights. Sturdy aluminum construction with the cast-iron base. Measures 25"L x 21"H x 20"W. Unit Weight 33 lbs.</p> <p>Unit Weight with weight disks: 71 lbs. UPS.</p> <p>ACCESSORIES INCLUDED:</p> <p>5pcs. 5 lbs. each Disc Weights.</p> <p>1pc. 2½" lbs. each Disk Weights.</p> <p>2pcs. 1¼" lbs. each Disk Weights.</p>	
2a	Replacement Toe Strap for Ankle Exerciser		
2b	Replacement Heel Strap for Ankle Exerciser		
3	2003 "C."	<p>Foot Exerciser</p> <p>Natural Original Resistance</p> <p>Designed for the strengthening of intrinsic and extrinsic foot musculature and increasing range of motion at the metatarsophalangeal joints.</p> <p>The device provides a stronger resistance for key foot exercises of the arch and foot. Designed as an advanced model for athletes. Relief from sore feet by strengthening the foot's intrinsic and extrinsic musculature. Treats a variety of common foot ailments including plantar fasciitis and heel spur syndrome. Has a variety of applications, useful for treating the foot & ankle after surgery. Proven to improve athletes and dancers jumping performance and acts as a preventative aid against sore feet for those who stand for extended periods. Weak feet or ankles that lack stability can cause a number of issues up north, although people tend to overlook these areas. However, because feet form the base for the body's forward motion, they are crucial in determining which muscles will be emphasized as the body moves. If they're weak, a person's balance can be completely off- a big problem for older individuals.</p> <p>Weak feet and instability can also contribute to ailments such as bunions; Morton's neuroma, a painful nerve condition in the ball of the foot; Achilles tendonitis, swelling and pain in the tendon that connects the leg to the heel; hip bursitis, inflammation of the fluid-</p>	









RMS® PRICE LIST

MECHANOTHERAPY EQUIPMENT AND EXERCISERS

		<p>filled sacs in the hip joint; and plantar fasciitis, swelling and pain in the tendon that runs along the bottom of the foot.</p> <p>“You know the adage, ‘When the foot hits the ground, everything changes?’ It’s so literally true,” Ford said. “It’s oftentimes the key to treating the knee, treating the hip, treating the back, because if you can change things below, where everything starts, you can really change what’s going on above.”</p>	
4	2003 "D."	<p>Combo Foot Exerciser Designed for strengthening of intrinsic and extrinsic foot musculature and increasing range of motion at the metatarsophalangeal joints. Device features the following upgrades: Customizable Size Adjustment for More Shoes Sizes & More Stable for Comfortable Stretching. Use for treating plantar fasciitis, tight calves and hamstrings and achilles tendonitis.</p> <p>Affords patients relief from sore feet by strengthening the foot's intrinsic and extrinsic musculature. Treats a variety of common foot ailments including plantar fasciitis and heel spur syndrome. Has a variety of applications. Useful for treating the foot & ankle after surgery, it also improves an athletes and dancers jumping performance and acts as a preventative aid against sore feet for those who stand for extended periods.</p>	
5	2003 "E."	<p>Pro Resistance Designed for strengthening of intrinsic and extrinsic foot musculature and increasing range of motion at the metatarsophalangeal joints</p>	

1	5036 Mod."A"	<p>Pulley with quick-adjust handles allows the patient to rapidly change line length without untying and retying knots. Plastic teeth under the handle make adjustments quick and simple. Webbing door strap fits over any door without scratching the door's finish. Smooth, nylon roller pulley eliminates noise for a vibration-free exercise. Poly bag. Exercise guide not included.</p> <p>Pulley System. New & improved pulley with quick-adjust handles allows the patient to rapidly change line length without untying and retying knots. Plastic teeth under the handle make adjustments quick and simple. Webbing door strap fits over any door without scratching the door's finish. Smooth, nylon roller pulley eliminates noise for a vibration-free exercise. Poly bag. Exercise guide not included.</p> <p>Metal Bracket. Economy over-door shoulder pulley with metal door bracket. Two molded plastic adjustable line length handles. Very smooth nylon roller pulley. Poly bag. Exercise guide not included. Webbing Door Strap in Retail Packaging. Economy over-door shoulder pulley with webbing door strap. Adjustable line length plastic handles. Exercise guide not included. Retail carton with bar code.</p>	  
2	5036 Mod."B"	<p>Economy Wall-Mounted Overhead Pulley Uses two 2" nylon bearing swivels. Includes rope and two easy-grip handles. Mounts on wall. 8"W x 10"H x 16"D (20 x 25 x 41cm).</p>	
3	5036 Mod."C"	<p>Shoulder Pulley products feature adjustable line length system, Range of Motion stops and soft foam handles. Choose from the Shoulder Pulley with webbing door strap and the Shoulder Pulley that has a wider metal door bracket designed for thicker doors.</p>	  
3a	5036 Mod. "CM" Metal Bracket		
3b	5036 Mod ."CW" Pulley with Webbing Door Strap		

4	5036 Mod. "D"	Shoulder pulley Everything you need to make a simple over-the-door shoulder pulley. Includes metal door bracket, sponge foam door protector, S-hook, metal encased nylon roller pulley, rope and pre-drilled wood dowel handles.	
5	5036 Mod. "EM"	Overhead Pulley with Metal Bracket portable door bracket snugly fits any size door. Rapid line-length adjustment and unique exercise guide educate the client with extensive options. Latex free.	
5a	5036 Mod. "EW"	Pulley with Webbing Door Strap	
6	5036 Mod. "F"	Shoulder Strength Pulley. A two pulley system with weight bag that attaches to an interior door and provides smooth, consistent resistance throughout the entire exercise, to strengthen the shoulder through internal and external rotation exercises. It can also be used for strengthening Stabilizer Muscles and shoulder ROM in all planes. This product is available exclusively through Patterson Medical.	
7	5036 Mod. "G"	Simple to use for rebuilding muscles and increasing ROM. Dual overhead pulley offers extra stability. Can be used with weights on one handle to counterbalance strength of the opposite extremity. Slip Resistant Weights allow more free ROM patterns, such as PNF.	
8	5036 Mod. "I" (See below)	Special assist handle supports extremity without need for gripping Helps decrease sensory overflow and stimulation of flexor synergy patterns Quiet pulley operation increases patient tolerance and follow-through.	
8a	5036 Mod. "IW"	Pulley with Assist with Webbing Strap	
8b	5036 Mod. "IM"	Pulley with Assist with metal bracket. Fits standard and thick doors	
9	5036 Mod. "H"	Over-door Shoulder Pulley features a self-lubricated ultra- quiet plastic pulley, smooth-gliding action, durable & soft polyester braided rope. Now made with plastic PVC Hideaway Handles which are designed to easily hide excess rope after adjustments. To adjust the length of the rope - simply pull off one of the plastic end-caps and re-tie a new knot, then replace the end cap.	
10	2180	Chest Pulley Weights Includes 10 disc weights totaling 25 lbs. Each plate is approximately 2.5 lbs. Assembly required. Mounting hardware not included. Pulley accessories expand exercise options on all pulley weights. Latex free. One pair of padded handles mounts at chest height. Installation requires 6' (1.8m) of floor space.	


10	2181	<p>Single-Column Pulley Includes 10 disc weights totaling 25 lbs. Each plate is approximately 2.5 lbs. Assembly required. Mounting hardware not included. Pulley accessories expand exercise options on all pulley weights. Latex free.</p> <p>A single-column alternative to duplex pulley weights. Includes two handles and a 24" bar with foam grips for two-handed exercises.</p>	
11	2182	<p>Duplex Pulley Weights Includes 10 disc weights totaling 25 lbs. Each plate is approximately 2.5 lbs. Assembly required. Mounting hardware not included. Pulley accessories expand exercise options on all pulley weights. Latex free.</p> <p>Two pairs of padded handles— one mounts at chest height, the other at floor level. Ideal for shoulder, elbow and chest exercises. Installation requires 6' (1.8m) of floor space.</p>	
12	2184	<p>Triplex Pulley Weights Includes 10 disc weights totaling 25 lbs. Each plate is approximately 2.5 lbs. Assembly required. Mounting hardware not included. Pulley accessories expand exercise options on all pulley weights. Latex free.</p> <p>Three pairs of padded handles mount at floor level, chest height and from the ceiling. Clearance should be 10' (3m) to install.</p>	
1	AFAPS-01	CAST METAL STIRRUP HANDLE	
2	AFAPS-02	SWIVEL CURLING BAR	
3	AFAPS-03	NYLON ANKLE CUFF	
4	AFAPS-04	NYLON THIGH CUFF	
5	AFAPS-05	NYLON WRIST CUFF	

6	AFAPS-06	REGULAR HOLDING MITT	
7	AFAPS-07	SMALL HOLDING MITT	
8	1 1/4 STDW	1 1/4" lbs. STANDARD DISK WEIGHT ALL DISK WEIGHT FIT 1" BAR	
9	2 1/2 STDW	2 1/2 lbs. STANDARD DISK WEIGHT ALL DISK WEIGHT FIT 1" BAR	
10	5 STDW	5 lbs. STANDARD DISK WEIGHT ALL DISK WEIGHT FIT 1" BAR	
11	10 STDW	10 lbs. STANDARD DISK WEIGHT ALL DISK WEIGHT FIT 1" BAR	
12	1 1/4 SLDW	1 1/4 SWD SLOTTED DISK WEIGHT FOR PULLEY ALL DISK WEIGHT FIT 1" BAR	 
13	2 1/2 SLDW	2 1/2 SWD SLOTTED DISK WEIGHT FOR PULLEY ALL DISK WEIGHT FIT 1" BAR	 
14	5 SLDW	5 SWD SLOTTED DISK WEIGHT FOR PULLEY ALL DISK WEIGHT FIT 1" BAR	 

15	10SLDW	<p>10SWD SLOTTED DISK WEIGHT FOR PULLEY ALL DISK WEIGHT FIT 1" BAR</p>		
----	--------	---	---	---


PARALLEL BARS.

FLOOR MOUNTED. 5334 MODEL "AH". Adjustable Height.


1	5334 "AH" (10)	10' Handrails, 4 Posts, Adjustable Height & Width 78 lbs. TRUCK	
2	5334 "AH" (12)	12' Handrails, 4 Posts, Adjustable Height & Width 84 lbs. TRUCK	
3	5334 "AH" (14)	14' Handrails, 6 Posts, Adjustable Height & Width 112 lbs. TRUCK	
4	5334 "AH" (16)	16' Handrails, 6 Posts, Adjustable Height & Width 153 lbs. TRUCK	
5	5334 "AH" (18)	18' Handrails, 6 Posts, Adjustable Height & Width 161 lbs. TRUCK	
6	5334 "AH" (20)	20' Handrails, 6 Posts, Adjustable Height & Width 186 lbs. TRUCK	
7	5334 "AH" (22)	22' Handrails, 8 Posts, Adjustable Height & Width 202 lbs. TRUCK	
8	5334 "AH" (24)	24' Handrails, 8 Posts, Adjustable Height & Width 217 lbs. TRUCK	

Single Bar (Used Alone or as A Middle Bar for 5334 MODEL "AH")


The addition of this space saver bar doubles your useable walking area and requires only a little more floor space. Designed to fit between any length parallel bar in the Model 510 Series above. Height adjustment 26" to 44"; Handrail size 1-1/2".

9	5334 "S"(10)	10' Single Handrail, 2 Posts, Adjustable Height 35 lbs. TRUCK	
10	5334 "S"(12)	12' Single Handrail, 2 Posts, Adjustable Height. 37 lbs. TRUCK	
11	5334 "S"(14)	14' Single Handrail, 3 Posts, Adjustable Height. 39 lbs. TRUCK	
12	5334 "S"(16)	16' Single Handrail, 3 Posts, Adjustable Height. 45 lbs. TRUCK	
13	5334 "S"(18)	18' Single Handrail, 3 Posts, Adjustable Height. 50 lbs. TRUCK	
14	5334 "S" (20)	20' Single Handrail, 3 Posts, Adjustable Height. 55 lbs. TRUCK	
15	5334 "S"(22)	22' Single Handrail, 4 Posts, Adjustable Height. 70 lbs. TRUCK	
16	5334 "S" (24)	24' Single Handrail, 4 Posts, Adjustable Height 80 lbs. TRUCK	

5334 MODEL "BH". Platform Mounted Parallel Bars.


17	5334"BH" (10)	10' Handrails, Adjustable Height Only	
18	5334"BH" (10)	12' Handrails, Adjustable Height	

5334 MODEL "BHW". PLATFORM MOUNTED PARALLEL BARS. ADJUSTABLE HEIGHT AND WIDTH.


19	5334 "BHW" (10)	10' Handrails, Adjustable Height & Width	
20	5334 "BHW" (10)	12' Handrails, Adjustable Height & Width	
21		Divider Board (Specify Model No.)	
22		Platform Hole Cap	

5334 MODEL "C"

Cross Tie Mounted Parallel Bars. Never before has one set of free-standing parallel bars offered so many desirable features. By altering height and width, adding or removing foot boards, and moving to any location, these bars can be virtually custom tailored to fit the particular needs of any department. Features include; Uninterrupted 1-1/2" handrails; Independent quick locking height and width adjustment; Smooth, rigid tubular steel construction, chrome plated for durability; Safety tread approach ramp 12" x 20"; Lightweight abduction, adduction, and divider boards, easily removable; Height adjusts from 24" to 44"; Width adjusts from 17" to 26"; Overall width 52".


23	5334"C" (10)	10' Handrails, with 8' Walkway 240 lbs. TRUCK	
24	5334"C" (12)	12' Handrails, with 10' Walkway 260 lbs. TRUCK	
25	5334"C" (14)	14' handrails, with 12' Walkway 320 lbs. TRUCK	

**“D” SERIES Child Handrail Attachment, per pair
Specify Whether Fixed Width (94F) or Adjustable Width (94A)**

26		10' Handrails	
27		12' Handrails	


5334 MODEL “EHC”

Single Person Adjustable Height, Counterbalanced, Floor Mounted Parallel Bars

28	5334 "EHC" (7)	7' Handrails, Adjustable Height Only	
29	5334 "EHC" (10)	10' Handrails, Adjustable Height Only	
30	5334 "EHC" (12)	12' Handrails, Adjustable Height Only	
31	5334 "EHC" (14)	14' Handrails, Adjustable Height Only	
32	5334 "EHC" (16)	16' Handrails, Adjustable Height Only	
33	5334 "EHC" (18)	18' Handrails, Adjustable Height Only	
34	5334 "EHC" (20)	20' Handrails, Adjustable Height Only	

5334 MODEL “FHCW”

Single Person Adjustable Height & Width, Counterbalanced, Floor Mounted Parallel Bars

35	5334 "FHCW" (7)	7' Handrails, Adjustable Height & Width	
36	5334 "FHCW" (10)	10' Handrails, Adjustable Height & Width	
37	5334 "FHCW" (12)	12' Handrails, Adjustable Height & Width	
38	5334 "FHCW" (14)	14' Handrails, Adjustable Height & Width	
39	5334 "FHCW" (16)	16' Handrails, Adjustable Height & Width	
40	5334 "FHCW" (18)	18' Handrails, Adjustable Height & Width	
41	5334 "FHCW" (20)	20' Handrails, Adjustable Height & Width	

**Parallel Bars
5334 MODEL "GHC"
Single Person Adjustable Height, Counterbalanced, Platform Mounted.**

42	5334 "GHC" (7)	7' Handrails, Adjustable Height Only
43	5334 "GHC" (10)	10' Handrails, Adjustable Height Only
44	5334 "GHC" (12)	12' Handrails, Adjustable Height Only



**Parallel Bars
5334 MODEL "IHC"
Single Person Adjustable Height & Width, Counterbalanced, Platform Mounted.**

45	5334 "IHC" (7)	7' Handrails, Adjustable Height & Width
46	5334 "IHC" (10)	10' Handrails, Adjustable Height & Width
47	5334 "IHC" (12)	12' Handrails, Adjustable Height & Width



CHILD ATTACHMENT FOR MODELS WITH ADJUSTABLE WIDTH BARS

48	CATCH-7	7' Handrails
49	CATCH-10	10' Handrails
50	CATCH-12	12' Handrails

**5334 MODEL "I"
Hemiplegic Parallel Bars, Height Adjustable, Floor Mounted**
 These bars enable stroke patients and others who have strength and mobility on only on side of the body to walk alone or with assistance as long and as far as needed. Features include; Uninterrupted handrails; Floor mounted; Height adjusts from 26" to 44"; Overall width 19".



51	5334 "I" (7)	7' Handrail, 2 Posts
52	5334 "I" (10)	10' Handrail, 2 Posts
53	5334 "I" (12)	12' Handrail, 2 Posts
54	5334 "I" (20)	20' Handrail, 3 Posts



**FOLDING PARALLEL BARS
5334 FOLDING, WALL MOUNTED.**

55	5334FOLD-01	Wall Mounted, 7' Handrails		
56	5334FOLD-02	Toddler, 5' Handrails		
57	5334FOLD-A03-7W	Adult, 7' Handrails, Wood Base		
58	5334FOLD-A03-10W	Adult, 10' Handrails, Wood Base		
59	5334FOLD-A03-7ST	Adult, 7' Handrails, Steel Base		
60	5334FOLD-A03-10ST	Adult, 10' Handrails, Steel Base		
61	5334FOLD-C03-7W	Child, 7' Handrails, Wood Base		
62	5334FOLD-C03-7ST	Child, 7' Handrails, Steel Base		

5334 Multi Exercise Balance Platform

63	5334MEBP-01	<p>Multi Exercise Balance Platform</p> <p>These adjustable height, platform mounted handrails will provide stability when used with either balance or lower extremity rehab devices; such as Ankle Exerciser</p> <p>3'x3'</p> <p>Handrail size 1-1/2"</p> <p>Height Adjusts from 26" to 44"</p>	
64	5334MEBP-02	<p>Ankle Exercise</p> <p>This ankle exerciser allows two range of motion exercises. Also promotes safe and proper muscle stretches.</p> <p>12"square x 3-3/4" high</p> <p>Non-slip safety tread</p> <p>Use with Multi Exercise Balance Platform</p>	



PHOTOS BELOW SHOW THE DIFFERENT CONFIGURATIONS OF THE THERAPY.

- PARALLEL BARS EXERCISE.
- STAIR CLIMBING OR LEG PRESS EXERCISE.
- ARM, CHEST & SHOULDER EXERCISES.
- ABDOMINAL CRUNCHES, BACK CURLS & DIPS.
- CROSS-COUNTRY SKI EXERCISE.
- LEG CYCLING.
- TREADMILL WALKING OR BACK STEPPING.

No	R/N	DESCRIPTION
1	2589	<p>MULTIFUNCTIONAL UNDERWATER THERAPY GYM</p> <p>The Therapy Gym is a compact, multi-station, all inclusive, underwater exercise gym that will perform over thirty different exercise routines when submerged in water including all of the popular land based machine exercises. The base of the Therapy Gym is an aquatic treadmill.</p> <p>The Therapy Gym is also used for strength gaining and for increasing endurance and flexibility. As an aquatic therapy device the Therapy Gym can increase the program capabilities of clinicians practicing aquatic therapies.</p> <p>By providing balance and stabilization, together with controlled movement in a stationary position, the clinician can significantly increase the quality of motion performance by their patients.</p> <p>Resistance levels are determined by the speed of motion the user engages the resistance elements. Slight increases in speed dramatically increase the resistance due to the water's physical property of viscosity. Equipment adjustment is limited to swinging the seat into an up or down position or placing skis on the feet. Broad, contoured surfaces, with rounded edges make the Therapy Gym friendly to touch.</p> <p>The Therapy Gym allows simultaneous use by two persons for a number of exercise combinations. The Therapy Gym will not corrode and can be used in salt water or pools with high sanitizer levels. It may be left in water indefinitely or removed by one or two persons to poolside.</p> <p>The Therapy Gym may be easily moved around the interior of a pool by a single person. It has a weight of under fifty pounds when it is submerged at a depth of four feet.</p> <p>MATERIALS: Heavy duty thermoplastic materials and stainless steel fasteners. Pool floor protected by soft pads attached to the underside of the machine.</p> <p>Pool Water Depth Recommendation Minimum Water Depth: (48 in.) (121 cm). Maximum Water Depth: (60 in.) (152 cm). Pool space required for use: 84" (213 cm) X 42" (121 cm)</p>

